



Installation

CAUTION:

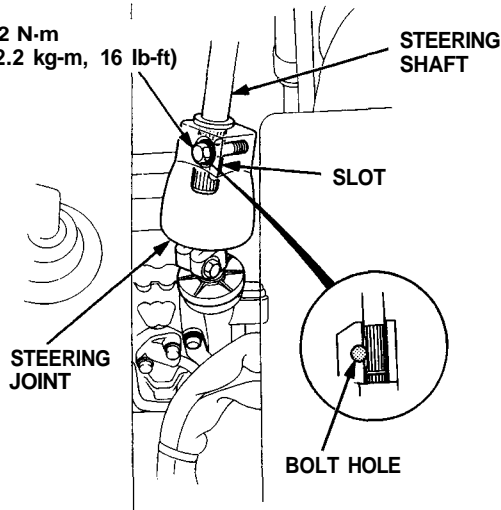
- All SRS wiring harnesses are covered with yellow outer insulation.
- Before disconnecting any part of the SRS wire harness, install the short connectors (see page 23-407).
- Replace the entire affected SRS harness assembly if it has an open circuit or damaged wiring.

NOTE:

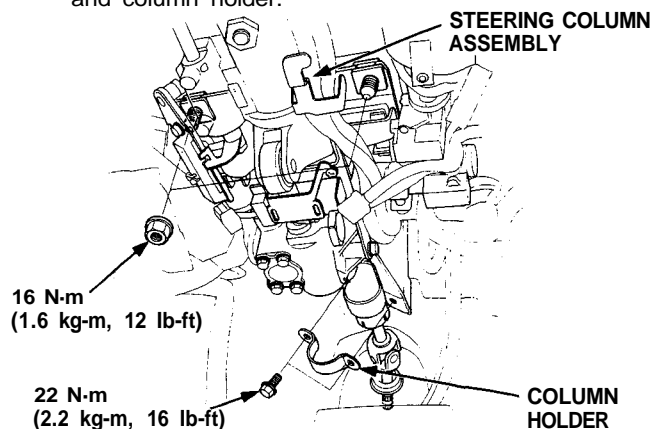
- Be sure the pinion shaft and the steering column shaft are aligned; the joint should slip on freely. If not, reposition the steering rack to correct the misalignment.
 - Coat the interior of the steering joint grommet with grease.
1. Guide the steering shaft through the engine bulkhead. Align the bolt hole in the steering joint with the slot in the steering shaft, and insert the steering shaft into the steering joint.

2. Install the bolt in the steering joint and tighten.

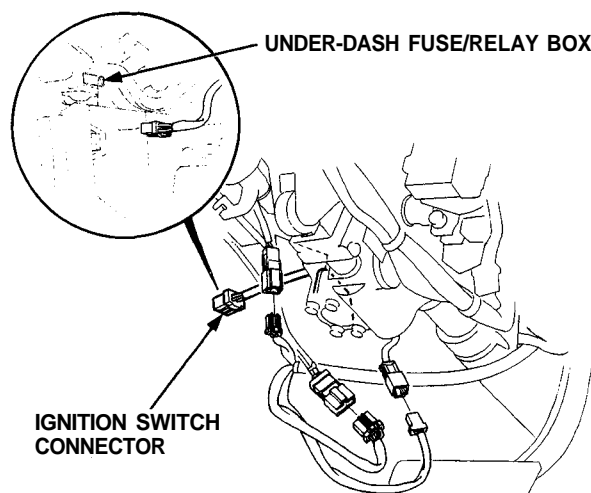
22 N·m
(2.2 kg-m, 16 lb-ft)



3. Install the steering column assembly with the nuts and column holder.



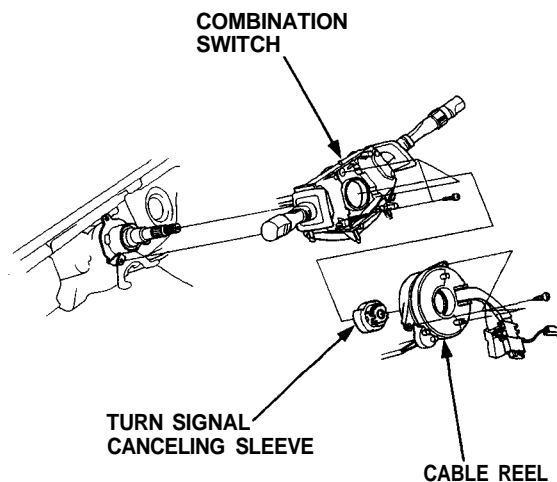
4. Connect the connectors to the under-dash fuse/relay box and the steering column.



5. Install the combination switch, turn signal canceling sleeve and cable reel onto the column shaft.

NOTE:

- Align the slot in the canceling sleeve with the projection on the cable reel.
- Be sure the wires are not caught or pinched by any parts when connecting the combination switch and cable reel.

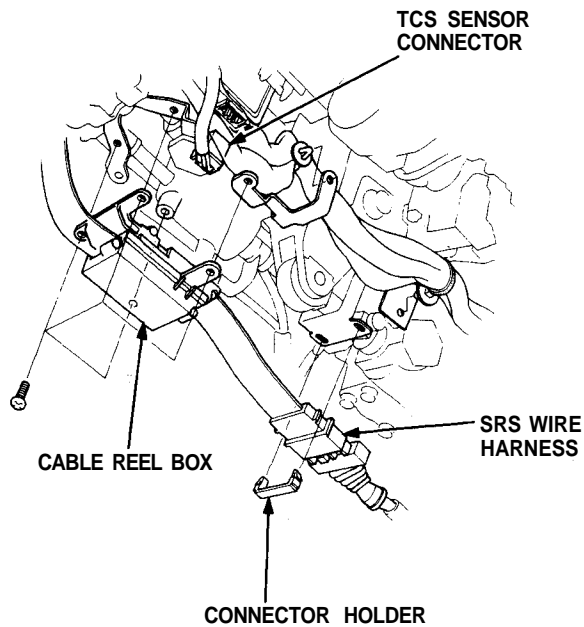


(cont'd)

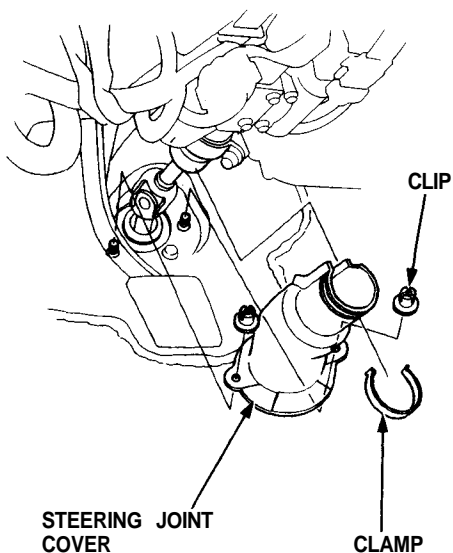
Steering Column

Installation (cont'd)

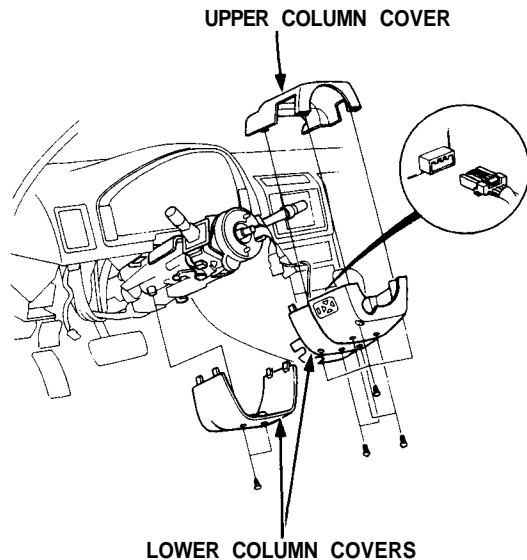
6. Connect the TCS sensor connector, if it is equipped.
7. Install the cable reel box on the steering column with the screws.
8. Install the SRS wire harness with the connector holder.



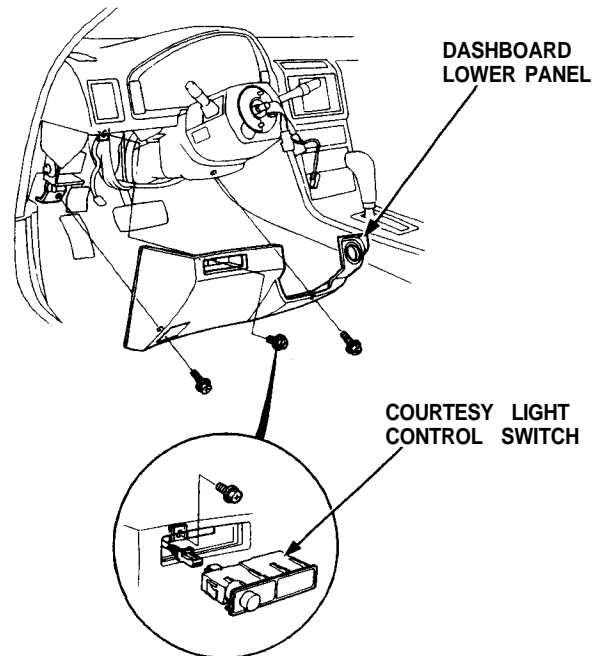
9. Install the steering joint cover with the clamps and clips.



10. Install the upper and lower column covers.



11. Install the dashboard lower panel, then connect the switch connector to the courtesy light control switch and install it.



12. Install the steering wheel and driver's airbag assembly (see page 17-24).
13. After installation, perform the following checks.
 - Confirm operation of the driving position memory system (DPMS).
 - Confirm operation of the TCS control system.